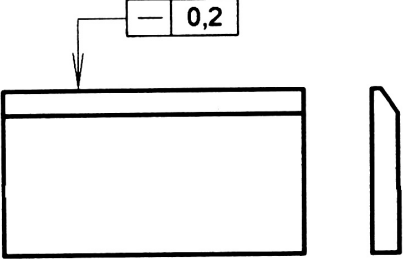
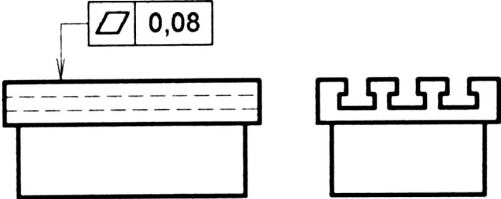
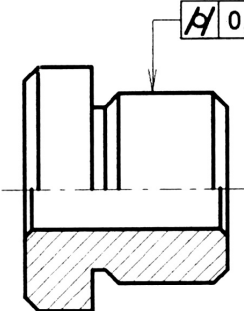
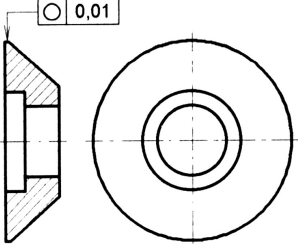


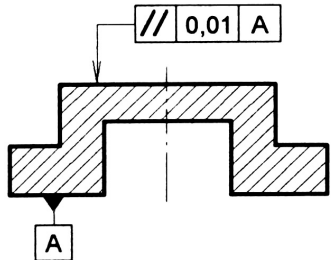
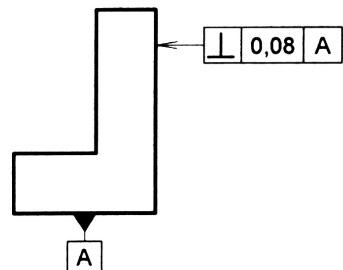
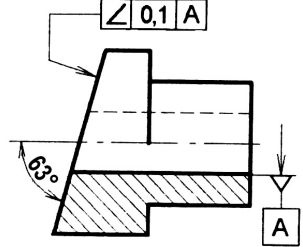
GEOMETRICKÉ TOLERANCIE

Príklady použitia

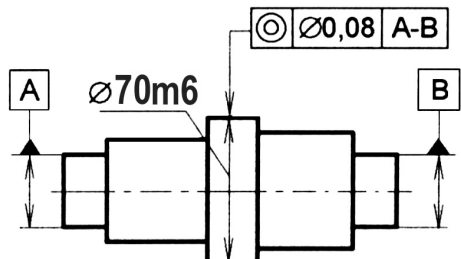
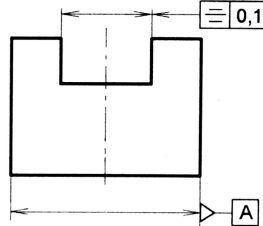
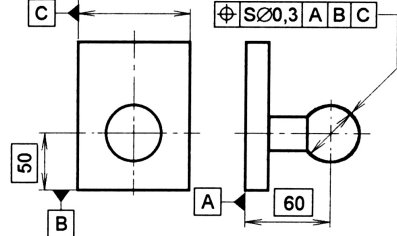
GEOMETRICKÉ TOLERANCIE TVARU

| | |
|----------------------------------|---|
| Odchýlka tolerancie priamosti |  <p>A technical drawing of a rectangular part with a tolerance of straightness (—) of 0,2 indicated by a feature control frame pointing to the top surface. To the right is a side view of the part showing a slight taper.</p> |
| Odchýlka tolerancie rovinnosti |  <p>A technical drawing of a stepped part with a tolerance of flatness (▧) of 0,08 indicated by a feature control frame pointing to the top surface. To the right is a side view of the part showing a stepped profile.</p> |
| Odchýlka tolerancie valcovitosti |  <p>A technical drawing of a cylindrical part with a tolerance of cylindricity (H) of 0,016 indicated by a feature control frame pointing to the cylindrical surface. The drawing shows a cross-section of the part.</p> |
| Odchýlka tolerancie kruhovitosti |  <p>A technical drawing of a cylindrical part with a tolerance of circular runout (○) of 0,01 indicated by a feature control frame pointing to the cylindrical surface. The drawing shows a side view and a top view of the part.</p> |

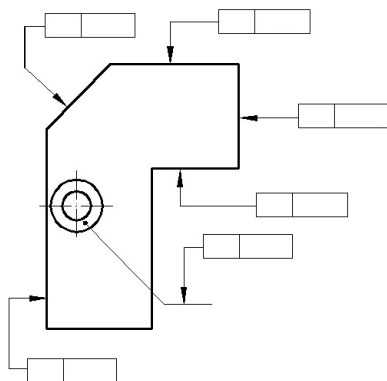
GEOMETRICKÉ TOLERANCIE SMERU

| | |
|--|---|
| <p>Odchýlka a tolerancia rovnobežnosti</p> |  |
| <p>Odchýlka a tolerancia kolmosti</p> |  |
| <p>Odchýlka a tolerancia sklonu</p> |  |

GEOMETRICKÉ TOLERANCIE POLOHY

| | |
|--|--|
| <p>Odchýlka a tolerancia súsovnosti</p> |  |
| <p>Odchýlka a tolerancia súmernosti</p> |  |
| <p>Odchýlka a tolerancia umiestnenia</p> |  |

Príklady umiestnenie tolerančného rámčeka



Kreslenie tolerančného rámčeka vzťahujúceho sa k osi alebo rovine

